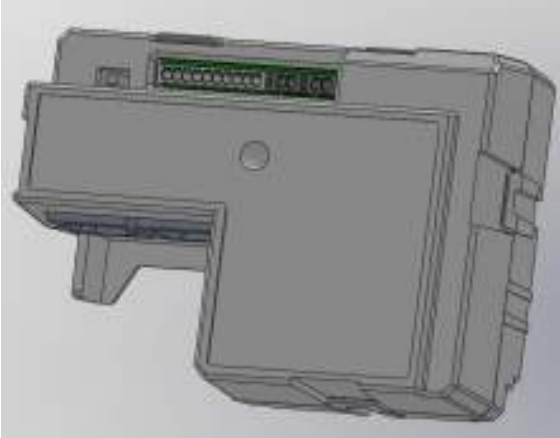


**Preliminary**



# PIE-1

## PoE IP Encoder

### Feature

#### Change Analog to IP

*\*Dry contact become IP*

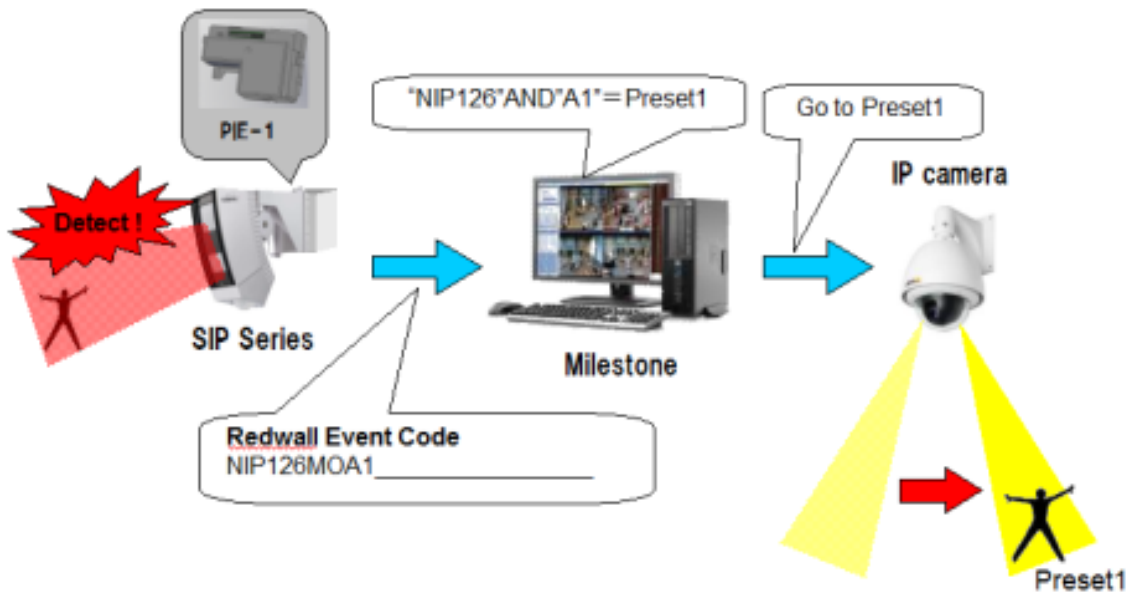


#### Connect with one cable

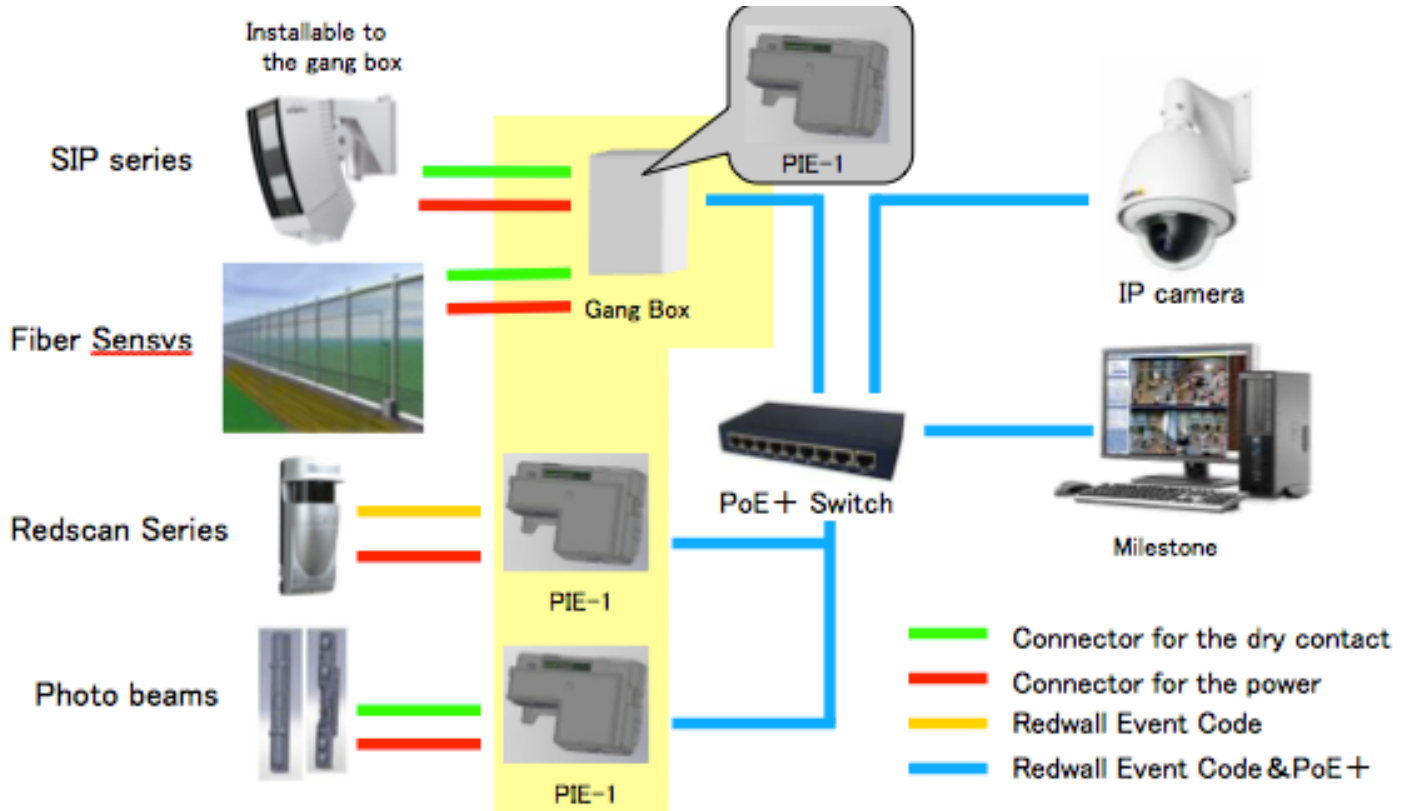
*\*Power + Alarm Signal can connect with one cat5e cable*  
*\*PoE+ is available.*



### Control IP camera Via Milestone



# System example



# Specifications

PIE-1	
Power supply	-48VDC PoE (IEEE802.3af/at compliant)
Power consumption	25W Max
Output voltage	12VDC/24VDC
Signal Input	5 input for dry contacts
Place of use	Outdoor (Inside of the waterproof case)
Alarm output	Redwall Event Code (UDP/TCP)
Operating temperature	-40~+140°F (-40~+60°C)
Operating humidity	95%RH.max
Operation LED (Normal)	Green light is ON when getting the power from PoE
Operation LED (When communicating)	Yellow light blinks during communication
Switch	Ethernet converter/LAN through
Function setting	Use web browser
Material	ABS (Black)
Outer dimension	2.66"x3.73"x1.30" (67.5mm×94.7mm×33mm)
Weight	12.4oz (350g : Including bracket)
Supported protocols	IPv4, ARP, UDP, TCP, ICMP, HTTP
Accessories	
Cable for the power x 2, Cable for the contact x 2, Operation manual, Bracket for the gang box, Waterproof sponge, Mounting Screws x 6	

\*Specifications and design are subject to change without prior notice.